







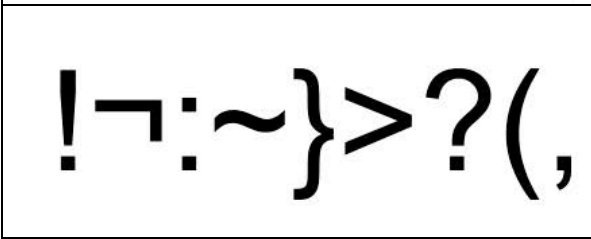


Portfolio

Here are some ideas for using type creatively in **Photoshop, Illustrator or InDesign:**

	<p>Large and small letters and words can work well together</p>
	<p>Layering words on top of each other can give exciting shapes</p>
	<p>Overuse of ready-made creative fonts can mean that the work is reliant on others' creativity</p>
	<p>Transparent words on top of each other can create interesting effects</p>
	<p>Overuse of filters with words can lead to tacky effects that look cheap</p>
	<p>Curving and bendy words have very specific uses, but can appear as though they have too many filters applied to them</p>
	<p>Make sure that there is a valid reason for putting words at an angle as we are so used to seeing them at 90 degree angles</p>

	<p>Layering contrasting colour words on top of others creates cut out effects</p>
	<p>Punctuate! Don't forget that there are many other interesting keys on the keyboard</p>

Sketch and write your own top tips:
